



Province of the
EASTERN CAPE
EDUCATION

**NATIONAL
SENIOR CERTIFICATE**

GRADE 12

SEPTEMBER 2018

PHYSICAL SCIENCES P2

MARKS: 150

TIME: 3 hours



This question paper consists of 22 pages, including 4 data sheets.

INSTRUCTIONS AND INFORMATION

1. Write your full NAME and SURNAME in the appropriate spaces on the ANSWER BOOK.
2. This question paper consists of TEN questions. Answer ALL the questions in the ANSWER BOOK.
3. Start EACH question on a NEW page in the ANSWER BOOK.
4. Number your answers correctly according to the numbering system used in this question paper.
5. Leave ONE line between two sub-questions, for example between QUESTION 2.1 and QUESTION 2.2.
6. You may use a non-programmable calculator.
7. You may use appropriate mathematical instruments.
8. You are advised to use the attached DATA SHEETS.
9. Show ALL formulae and substitutions in ALL calculations.
10. Round off your final numerical answers to a minimum of TWO decimal places.
11. Give brief motivations, discussions, et cetera where required.
12. Write neatly and legibly.

QUESTION 1: MULTIPLE-CHOICE QUESTIONS

Four possible options are provided as answers to the following questions. Each question has only ONE correct answer. Write only the correct letter (A–D) next to the question number (1.1–1.10) in the ANSWER BOOK, for example 1.11 E.

1.1 Consider the compound given below.

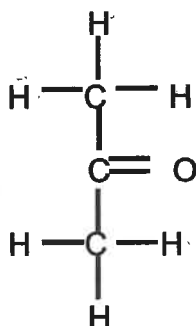


To which homologous series does the compound belong?

- A Alkanes
- B Alkenes
- ☒ C Alkynes
- D Haloalkanes

(2)

1.2 Study the structural formula of a ketone shown below.

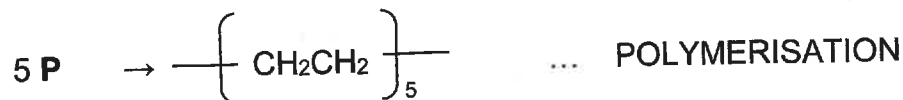
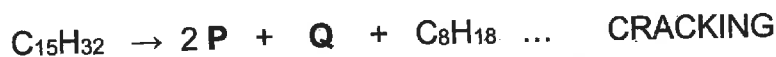


Which ONE of the following is a structural isomer of the ketone shown above?

- A Propane
- ☒ B Propanal
- C Propan-1-ol
- D Propan-2-ol

(2)

- 1.3 The CRACKING process and POLYMERISATION process are represented by the reactions given below. Compounds **P** and **Q** are organic compounds. Compound **P** is the same in both processes.

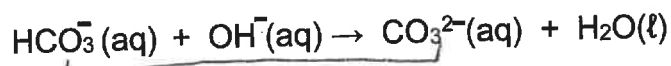


Which ONE of the following gives the CORRECT IUPAC names of compound **P** and compound **Q**?

	P	Q
A	Ethene	Propene
B	Ethane	Propane✓
C	Ethene	Hex-1-ene
D	Ethane	Hexane✓

(2)

- 1.4 Consider the equation below:

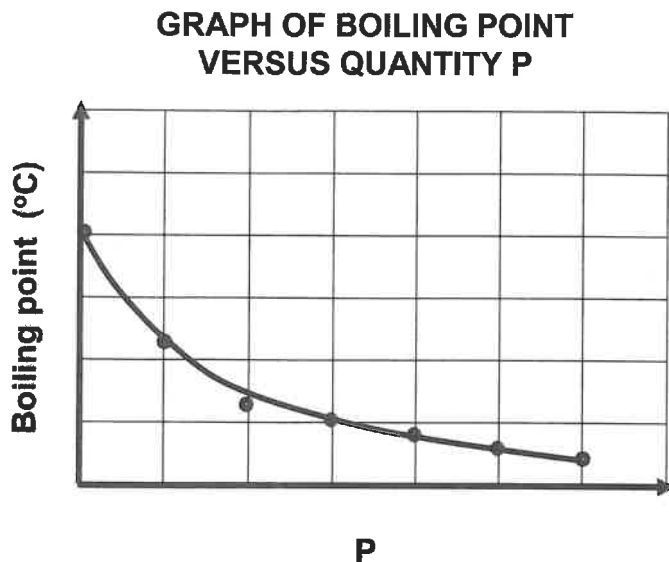


Which ONE of the following pairs is a conjugate **acid-base** pair?

- A HCO_3^- and OH^-
- B HCO_3^- and CO_3^{2-}
- C H_2O and HCO_3^-
- D OH^- and CO_3^{2-}

(2)

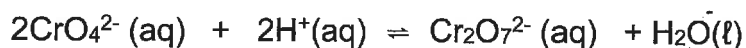
- 1.5 The graph below shows boiling points of alkanes with the same molecular mass plotted against a quantity P.



Which ONE of the following is most likely represented by P?

- A Chain length
- B Strength of intermolecular forces
- C Surface area of chain isomers
- D Number of methyl side chains in chain isomers \propto (2)

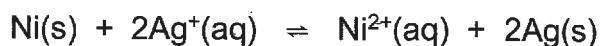
- 1.6 The reaction represented by the balanced equation below reaches equilibrium in a closed container.



Which ONE of the following changes will favour the forward reaction?

- A Add water
- B Add a catalyst
- C Decrease pH
- D Increase pH (2)

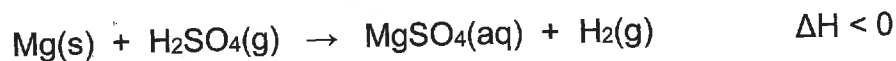
- 1.7 The reaction in a galvanic cell are shown below. Assume the cell functions under standard conditions.



Which ONE of the following statements regarding this cell is TRUE?

- A Silver is reduced
- B Nickel is oxidised
- C Silver is the anode
- D Nickel is the cathode (2)

- 1.8 One mole of magnesium reacts with EXCESS sulphuric acid solution at 25 °C.



Which ONE of the following changes will INCREASE the rate of reaction?

- A Increase temperature
- B Decrease temperature
- C Increase the volume of sulphuric acid
- D Decrease the concentration of sulphuric acid

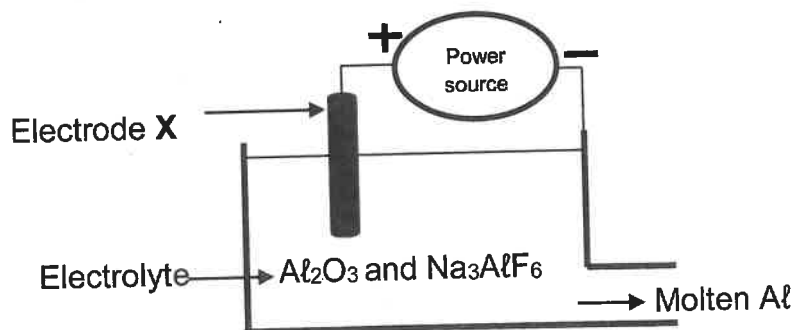
(2)

- 1.9 Which ONE of the following substances is a REACTANT in the first step of the Ostwald process?

- A Nitrogen
- B Nitric acid
- C Ammonia
- D Nitrogen monoxide

(2)

- 1.10 A simplified diagram below shows the industrial extraction of aluminium (Al) from aluminium oxide (Al₂O₃) at temperature 1 000 °C.



Consider the following statements regarding electrode X above:

- I Electrode X is the anode
- II Al³⁺ is reduced to Al at electrode X
- III O₂(g) produced in the cell reacts with electrode X to form CO₂(g).

Which one of the following statements is/are CORRECT?

- A I only
- B I and II only
- C I and III only
- D I, II and III

QUESTION 2 (Start on a new page.)

2.1 The IUPAC name of an organic compound is 2,2,4-trimethylpentane.

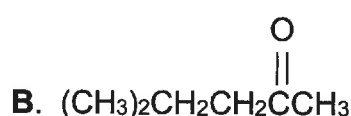
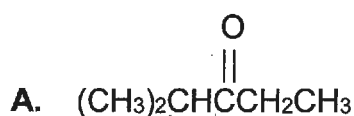
For this compound write down:

2.1.1 The NAME of the homologous series to which it belongs (1)

2.1.2 Its STRUCTURAL formula (3)

2.1.3 The MOLECULAR formulae of the TWO products formed when the compound undergoes combustion in excess oxygen (2)

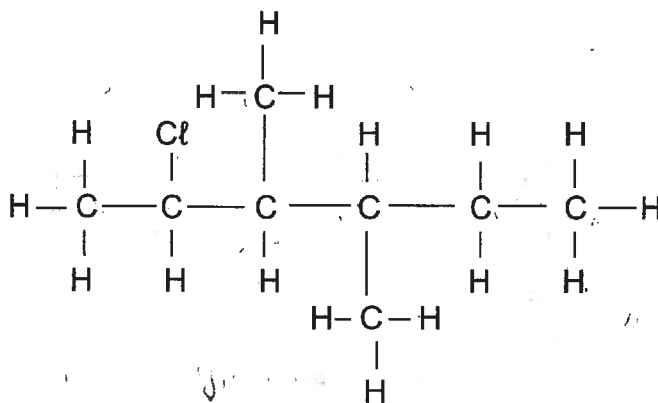
2.2 Study the condensed structural formulae for compounds **A** and **B** given below.



2.2.1 Give a reason why compounds **A** and **B** are said to be positional isomers. (2)

2.2.2 Write down the compound STRUCTURAL formula and IUPAC name of another positional isomer of compounds **A** and **B**. (4)

2.3 Consider the compound given below:



For this compound, write down the:

2.3.1 IUPAC name (3)

2.3.2 TYPE of halo-alkane. Choose from PRIMARY, SECONDARY or TERTIARY (1)

[16]

QUESTION 3 (Start on a new page.)

The table below shows the vapour pressure values for the organic compounds **A** to **E**. The letters **X**, **Y** and **Z** represent vapour pressure values for compounds **A** to **C**.

COMPOUND	IUPAC NAME	VAPOUR PRESSURE (kPa) at 20 °C
A	Pentane	X
B	2-methyl butane	Y
C	2,2-dimethyl propane	Z
D	Ethanol	5,95
E	Methanoic acid	4,6

3.1 Give a reason why compounds **A**, **B** and **C** are said to be hydrocarbons. (2)

The values **X**, **Y** and **Z** are given in random order below.

Vapour pressure at 20 °C (kPa)	53,3	14,6	77
--------------------------------	------	------	----

3.2 Choose the vapour pressure value that represents **Y**.

Fully explain the choice you made. (4)

3.3 Which ONE of the compound (**D** or **E**), has a HIGHER boiling point? (1)

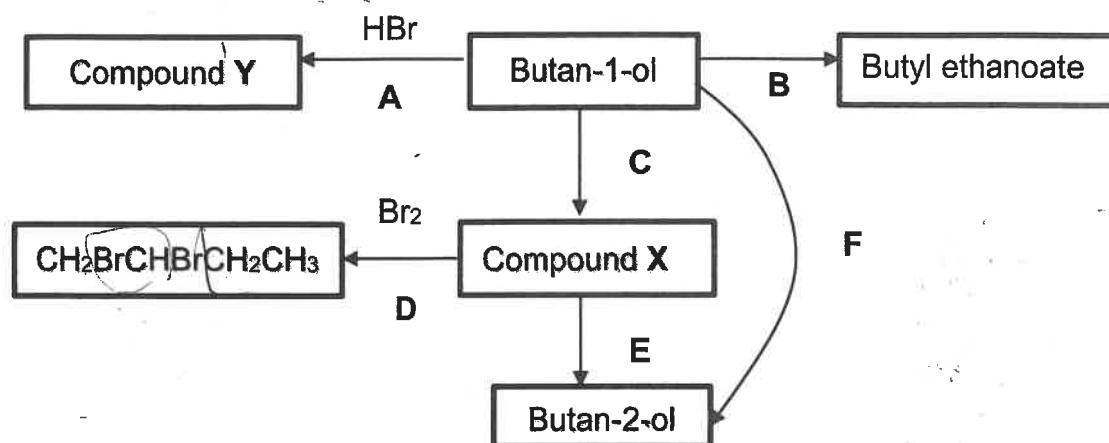
Explain the answer by referring to:

3.3.1 Data in the table (1)

3.3.2 STRENGTH of the hydrogen bonds (1)

QUESTION 4 (Start on a new page.)

The flow diagram shows how an alcohol can be used to prepare other organic compounds. The letters **A**, **B**, **C**, **D**, **E** and **F** represent different organic reactions. **X** and **Y** are organic compounds.



4.1 Write down the type of reaction represented by reaction **A**. (1)

4.2 In reaction **B**, butan-1-ol reacts with a carboxylic acid in the presence of a catalyst to produce butyl ethanoate. Butyl ethanoate can be identified by its characteristic smell.

4.2.1 What safety precaution must be taken when smelling chemical compounds? (1)

For reaction **B** write down the:

4.2.2 Type of reaction (1)

4.2.3 IUPAC name of the carboxylic acid used (2)

4.2.4 STRUCTURAL formula of butyl ethanoate (2)

4.3 Use STRUCTURAL formulae to write down a balanced equation for reaction **A**. (4)

4.4 Reaction **F** involves two reactions (reaction **C** and reaction **E**). In reaction **F** butan-1-ol is converted to butan-2-ol through an intermediary, compound **X**.

Write down the:

4.4.1 STRUCTURAL formula of compound **X** produced in reaction **C** (2)

4.4.2 NAME or FORMULA of the inorganic reagent needed in reaction **C** (1)

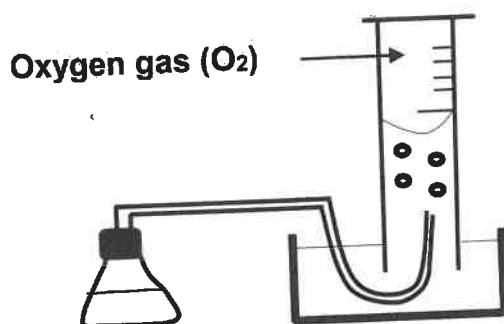
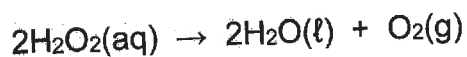
4.4.3 Reaction condition needed for reaction **E** (1)

[15]

QUESTION 5 (Start on a new page.)

A group of learners used the apparatus below to investigate one of the factors that affects the rate of decomposition of hydrogen peroxide, H_2O_2 .

The balanced equation for the reaction is:



5.1 Define *rate of reaction* in words.

(2)

The learners conduct TWO experiments. The reaction conditions are summarised below.

Experiment I: 50 cm^3 of a 1 mol.dm^{-3} of hydrogen peroxide solution initially at 25°C is heated to 40°C .

Experiment II: 50 cm^3 of a 1 mol.dm^{-3} of hydrogen peroxide solution, to which a small amount of a **substance Y** initially at 25°C is heated to 40°C .

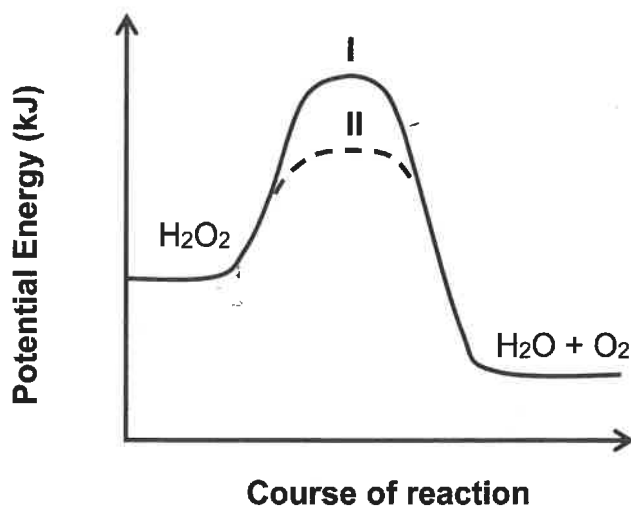
5.2 How does the *initial average kinetic energy* of H_2O_2 molecules in experiment I compare with the *initial average kinetic energy* of H_2O_2 molecules in experiment II?

Choose from HIGHER THAN, LOWER THAN or EQUAL TO.

- 5.3 The reaction in **experiment I** takes 15 seconds to run to completion producing a total volume of oxygen of 28 cm^3 .

Calculate the average rate of reaction (in $\text{cm}^3 \cdot \text{s}^{-1}$) from the start to completion of the reaction in **experiment I**. (2)

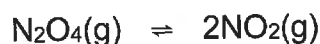
The graph below shows changes in the potential energy during the decomposition of hydrogen peroxide in experiment I and experiment II.



- 5.4 Write down the *investigative* question for this investigation. (2)
- 5.5 Is the reaction ENDOTHERMIC or EXOTHERMIC?
Give a reason for the answer. (2)
- 5.6 In which experiment (I or II) is the rate of reaction HIGHER? (1)
- 5.7 Use the collision theory to fully explain the answer to QUESTION 5.6 above. (3)
- [13]

QUESTION 6 (Start on a new page.)

The reaction below takes place in a sealed container. Equilibrium is established after some time.



6.1 Define the term *equilibrium* in words. (2)

6.2 The pressure on the system is increased by decreasing the volume at constant temperature. How will this action affect the following?

Choose from INCREASES, DECREASES or NO EFFECT.

6.2.1 Number of moles of NO_2 at equilibrium (1)

6.2.2 Equilibrium constant K_c
Give a reason for the answer. (1)

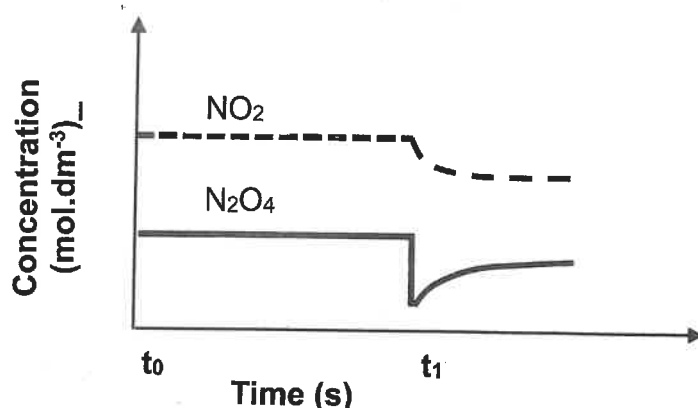
6.3 Three experiments are conducted to study changes in equilibrium concentrations of the N_2O_4 and NO_2 when different initial concentrations of N_2O_4 are placed in a 2 dm^3 flask which is then sealed. (1)

The table below shows the equilibrium concentrations obtained in the experiments.

Experiment	Temperature at which equilibrium is reached ($^{\circ}\text{C}$)	Equilibrium concentration of N_2O_4 ($\text{mol}\cdot\text{dm}^{-3}$)	Equilibrium concentration of NO_2 ($\text{mol}\cdot\text{dm}^{-3}$)
1	25	0,0336	0,0125
2	25	0,0246	0,0107
3	25	X	0,0156

6.3.1 Calculate the initial number of moles of N_2O_4 placed in the flask in experiment 3.

The graph of concentration versus time for **experiment I** is given below. A change is made to the reaction mixture at t_1 .



- 6.3.2 How does the rate of forward reaction compare to the rate of the reverse reaction during the interval t_0 to t_1 ?

Choose from HIGHER THAN, LOWER THAN or EQUAL TO.

(1)

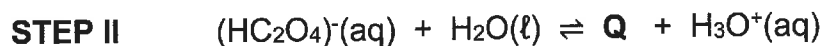
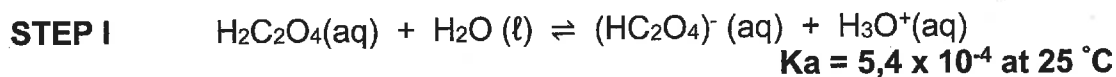
- 6.3.3 Write down the change made at t_1 .

(1)

[16]

QUESTION 7 (Start on a new page.)

7.1 Oxalic acid, $\text{H}_2\text{C}_2\text{O}_4$ ionises in water in two steps as shown below.



7.1.1 Is oxalic acid classified as a WEAK ACID or STRONG ACID?
Explain the answer by referring to the given information. (2)

7.1.2 Write down the formula for substance Q. (1)

7.2 The acetate ion, CH_3COO^- undergoes hydrolysis producing an alkaline solution.

7.2.1 Define the term *hydrolysis* of a salt. (2)


7.2.2 Write down the formulae of the TWO products of the hydrolysis of the acetate ion. (2)

7.3 A group of learners perform an experiment to determine the percentage purity of calcium carbonate in an IMPURE sample of calcium carbonate.

The learners first added a certain volume **V** of a hydrochloric acid solution of $\text{pH} = 1$ to the impure calcium carbonate sample of mass **m**.

7.3.1 Calculate the concentration of hydronium ions, $[\text{H}_3\text{O}^+]$ in the hydrochloric acid solution. (3)

The acid added to the impure sample was found to be in excess. The excess hydrochloric acid was completely neutralised by $32,2 \text{ cm}^3$ of a sodium hydroxide solution of concentration $0,025 \text{ mol.dm}^{-3}$ according to the balanced equation.



Calculate the:

7.3.2 Number of moles of HCl that were in excess (3)

7.3.3 Percentage purity of the calcium carbonate if **V** = 50 cm^3 and **m** = $0,3 \text{ g}$ (6)
[19]

QUESTION 8 (Start on a new page.)

An electrochemical cell (cell **P**) consisting of half-cells **A** and **B** is assembled under standard conditions. The two half cells (**A** and **B**) are shown below. Nitrate solutions are used as electrolytes in the cell.

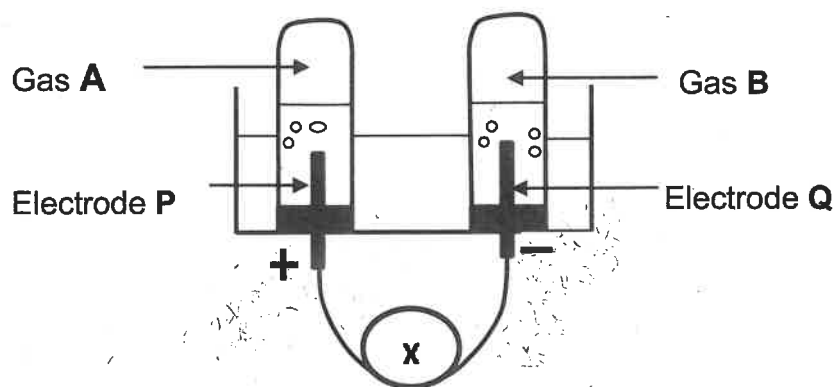
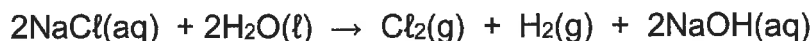
Half-cell A	$\text{Sn(s)} / \text{Sn}^{2+}(\text{aq}) (1 \text{ mol.dm}^{-3})$
Half-cell B	$\text{Pt, X}_2(\text{g}) / \text{X}^-(\text{aq}) (1 \text{ mol.dm}^{-3})$

- 8.1 Define the term *electrolyte*. (2)
- 8.2 Write down:
- 8.2.1 ONE standard condition needed for half-cell **B**, but not needed in half-cell **A** (1)
- 8.2.2 The function of platinum in the above cell (1)
- 8.3 The Tin (Sn) electrode is connected to the **NEGATIVE** terminal of the voltmeter when the cell is functioning.
- Is the Sn electrode the **ANODE** or **CATHODE**? (1)
- 8.4 The initial EMF of this cell is 1,5 V.
- Identify gas **X₂** by means of calculations. (2)
- 8.5 The saltbridge is **now removed** after the cell was functioning for some time.
- What effect will this change have on the voltmeter reading?
Choose from **INCREASES**, **DECREASES** or **BECOMES ZERO**.
- Give a reason for the answer. (1)
- 8.6 Another cell (cell **Q**) is set up under standard conditions.
- The following cell notation summarises cell **Q**: $\text{Mg/Mg}^{2+} // \text{Al}^{3+}/\text{Al}$
- Write down the balanced equation for the net (overall) reaction that takes place in cell **Q**. (1)

QUESTION 9 (Start on a new page.)

The diagram below shows the apparatus used during the electrolysis of a concentrated sodium chloride solution at 25 °C using carbon electrodes.

The balanced equation for the net (overall) cell reaction is:



9.1 Write down the:

9.1.1 NAME of component **X** (1)

9.1.2 NAME or FORMULA of gas **A** (1)

9.1.3 Half-reaction taking place at electrode **Q** (2)

9.1.4 FORMULA of the reducing agent (1)

9.2 Which ONE of the following CORRECTLY describes the concentration of hydronium ions, $[\text{H}_3\text{O}^+]$, in $\text{mol}\cdot\text{dm}^{-3}$, in the electrolyte after the cell reaction has run to completion?

$[\text{H}_3\text{O}^+] < 1 \times 10^{-7}$	$[\text{H}_3\text{O}^+] > 1 \times 10^{-7}$	$[\text{H}_3\text{O}^+] = 1 \times 10^{-7}$
---	---	---

Explain the answer. (2)

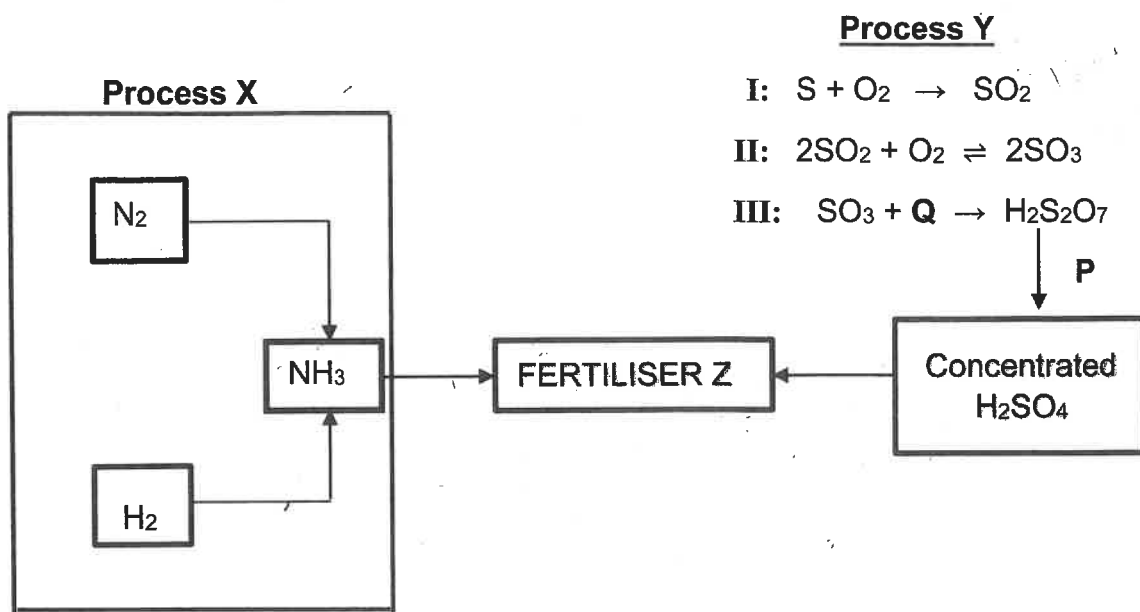
9.3 The electrolyte (NaCl) is replaced with a CuCl_2 solution.
The following observation is made about the products formed at electrode **Q**.

*When CuCl_2 solution is used, a metallic product is formed at **Q** but there is NO metallic product at **Q** when NaCl solution is used.*

Explain this observation in terms of the *strengths of oxidising agents* involved. (3)
[10]

QUESTION 10 (Start on a new page.)

10.1 The equations below represent TWO industrial processes **X** and **Y** involved in the preparation of a fertiliser **Z**.



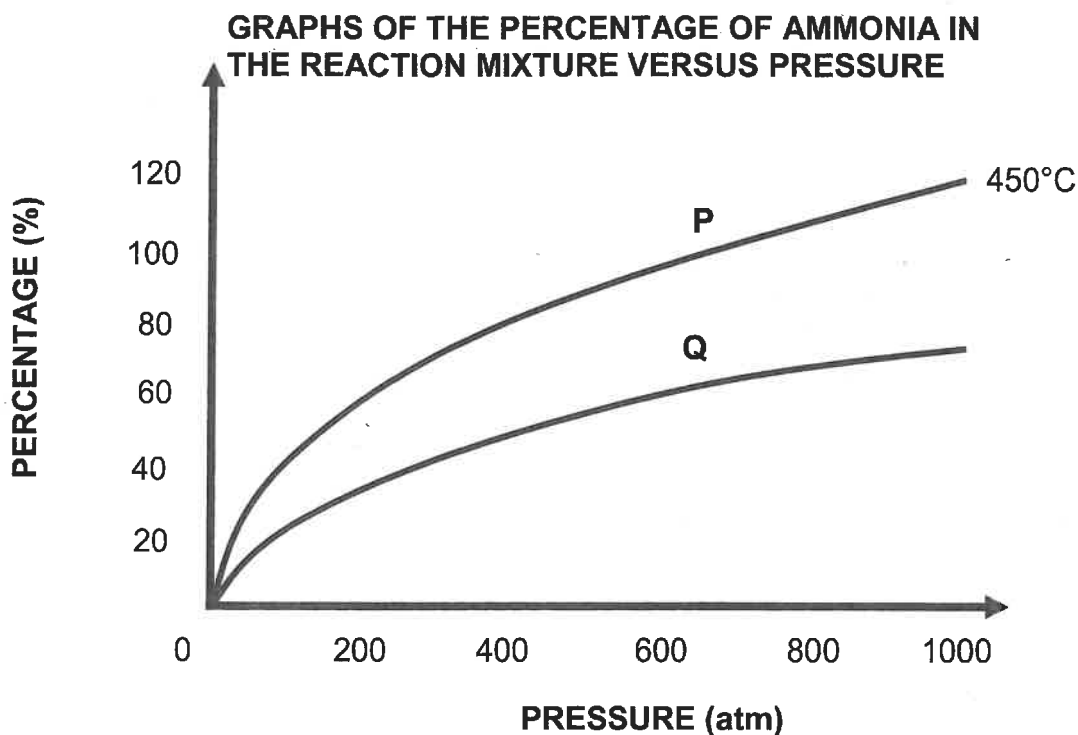
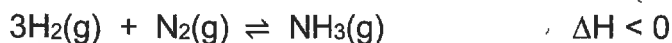
Compound **P** is added to oleum, $\text{H}_2\text{S}_2\text{O}_7$ to obtain concentrated H_2SO_4 .

Write down the:

- 10.1.1 NAME or FORMULA of the catalyst used in STEP II of process **Y** (1)
- 10.1.2 FORMULA of compound **Q** (1)
- 10.1.3 NAME of compound **P** (1)
- 10.1.4 NAME of process **Y** (1)
- 10.1.5 Balanced equation for the preparation of fertiliser **Z** (3)

The yield of NH_3 changes with temperature and pressure during the industrial production of NH_3 in **Process X** mentioned above.

The graphs below show the percentage of ammonia produced as the pressure changes.



Graph P is obtained when the reaction reaches equilibrium at 450 °C.

10.1.6 Is graph **Q** obtained at a temperature **HIGHER THAN** or **LOWER THAN** 450 °C?

Fully explain the answer.

(4)

10.2 A bag of **N:P:K** fertiliser contains 4% nitrogen, 8% phosphorus, 6 kg potassium and 76% filler.

10.2.1 What is the role of potassium in plant growth?

(1)

10.2.2 Calculate the mass of the bag.

(4)

[16]

TOTAL: 150

**NATIONAL SENIOR CERTIFICATE
NASIONALE SENIOR SERTIFIKAAT**

**DATA FOR PHYSICAL SCIENCES GRADE 12
PAPER 2 (CHEMISTRY)**

**GEGEWENS VIR FISIESTE WETENSKAPPE GRAAD 12
VRAESTEL 2 (CHEMIE)**

TABLE 1: PHYSICAL CONSTANTS/TABEL 1: FISIESTE KONSTANTES

NAAM/NAME	SIMBOOL/SYMBOL	WAARDE/VALUE
Standard pressure <i>Standaarddruk</i>	p^θ	$1,013 \times 10^5 \text{ Pa}$
Molar gas volume at STP <i>Molêre gasvolume teen STD</i>	V_m	$22,4 \text{ dm}^3 \cdot \text{mol}^{-1}$
Standard temperature <i>Standaardtemperatuur</i>	T^θ	273 K
Charge on electron <i>Lading op electron</i>	e	$-1,6 \times 10^{-19} \text{ C}$
Avogadro's constant <i>Avogadro se konstante</i>	N_A	$6,02 \times 10^{23} \text{ mol}^{-1}$

TABLE 2: FORMULAE/TABEL 2: FORMULES

$n = \frac{m}{M}$ or/of $n = \frac{N}{N_A}$ or/of $n = \frac{V}{V_0}$	$c = \frac{n}{V}$ or/of $c = \frac{m}{MV}$ $\frac{c_a V_a}{c_b V_b} = \frac{n_a}{n_b}$ <i>$c_1 V_1 = c_2 V_2$</i> <i>$C =$</i>	$\text{pH} = -\log[\text{H}_3\text{O}^+]$ $K_w = [\text{H}_3\text{O}^+][\text{OH}^-] = 1 \times 10^{-14}$ at /by 298K
---	--	---

$$E^\theta_{\text{cell}} = E^\theta_{\text{cathode}} - E^\theta_{\text{anode}} / E^\theta_{\text{sel}} = E^\theta_{\text{katode}} - E^\theta_{\text{anode}}$$

$$E^\theta_{\text{cell}} = E^\theta_{\text{reduction}} - E^\theta_{\text{oxidation}} / E^\theta_{\text{sel}} = E^\theta_{\text{reduksie}} - E^\theta_{\text{oksidasie}}$$

$$E^\theta_{\text{cell}} = E^\theta_{\text{oxidising agent}} - E^\theta_{\text{reducing agent}} / E^\theta_{\text{sel}} = E^\theta_{\text{oksideermiddel}} - E^\theta_{\text{reduseermiddel}}$$

TABLE 3: THE PERIODIC TABLE OF ELEMENTS/TABEL 3: DIE PERIODIEKE TABEL VAN ELEMENTE

KEY/ SLEUTEL

1

2

3

4

5

6

7

8

9

10

11

12

13

14

15

16

17

18

(I)

(II)

(III)

(IV)

(V)

(VI)

(VII)

(VIII)

Atoomgetal/
Atomic number

29

0,9

Cu

63,5

Elektronenegatiwiteit
Electronegativity

Simbool
Symbol

Benaderde relatieve atoommassa
Approximate relative atomic mass

21

22

23

24

25

26

27

28

29

30

Sc

Ti

V

Cr

Mn

Fe

Co

Ni

Cu

Zn

45

48

51

52

55

56

59

59

63,5

65

1

2

3

4

5

6

7

8

9

10

11

12

13

14

15

16

17

18

(I)

(II)

(III)

(IV)

(V)

(VI)

(VII)

(VIII)

Atoomgetal/
Atomic number

29

0,9

Cu

63,5

Elektronenegatiwiteit
Electronegativity

Simbool
Symbol

Benaderde relatieve atoommassa
Approximate relative atomic mass

21

22

23

24

25

26

27

28

29

30

Sc

Ti

V

Cr

Mn

Fe

Co

Ni

Cu

Zn

45

48

51

52

55

56

59

59

63,5

65

1

2

3

4

5

6

7

8

9

10

11

12

13

14

15

16

17

18

(I)

(II)

(III)

(IV)

(V)

(VI)

(VII)

(VIII)

Atoomgetal/
Atomic number

29

0,9

Cu

63,5

Elektronenegatiwiteit
Electronegativity

Simbool
Symbol

Benaderde relatieve atoommassa
Approximate relative atomic mass

21

22

23

24

25

26

27

28

29

30

Sc

Ti

V

Cr

Mn

Fe

Co

Ni

Cu

Zn

45

48

51

52

55

56

59

59

63,5

65

1

2

3

4

5

6

7

8

9

10

11

12

13

14

15

16

17

18

(I)

(II)

(III)

(IV)

(V)

(VI)

(VII)

(VIII)

Atoomgetal/
Atomic number

29

0,9

Cu

63,5

Elektronenegatiwiteit
Electronegativity

Simbool
Symbol

Benaderde relatieve atoommassa
Approximate relative atomic mass

21

22

23

24

25

26

27

28

29

30

Sc

Ti

V

Cr

Mn

Fe

Co

Ni

Cu

Zn

45

48

51

52

55

56

59

59

63,5

65

1

2

3

4

5

6

7

8

9

10

11

12

13

14

15

16

17

18

(I)

(II)

(III)

(IV)

(V)

(VI)

(VII)

(VIII)

Atoomgetal/
Atomic number

29

0,9

Cu

63,5

Elektronenegatiwiteit
Electronegativity

Simbool
Symbol

Benaderde relatieve atoommassa
Approximate relative atomic mass

21

22

23

24

25

26

27

28

29

30

Sc

Ti

V

Cr

Mn

Fe

Co

Ni

Cu

Zn

45

48

51

52

55

56

59

59

63,5

65

1

2

3

4

5

6

7

8

9

10

11

12

13

14

15

16

17

18

(I)

(II)

(III)

(IV)

(V)

(VI)

(VII)

(VIII)

Atoomgetal/
Atomic number

29

0,9

Cu

63,5

Elektronenegatiwiteit
Electronegativity

Simbool
Symbol

Benaderde relatieve atoommassa
Approximate relative atomic mass

21

22

23

24

25

26

27

28

29

30

Sc

Ti

V

Cr

Mn

Fe

Co

Ni

Cu

Zn

45

48

51

52

55

56

59

59

63,5

65

1

2

3

4

5

6

7

8

9

10

11

12

13

14

15

16

17

18

(I)

(II)

(III)

(IV)

(V)

(VI)

(VII)

(VIII)

Atoomgetal/
Atomic number

29

0,9

Cu

63,5

Elektronenegatiwiteit
Electronegativity

Simbool
Symbol

Benaderde relatieve atoommassa
Approximate relative atomic mass

21

22

23

24

25

26

27

28

29

30

Sc

Ti

V

Cr

Mn

Fe

Co

Ni

Cu

Zn

45

48

51

52

55

56

59

59

63,5

65

1

2

3

4

5

6

7

8

9

10

11

12

13

14

15

16

17

18

(I)

(II)

(III)

(IV)

(V)

(VI)

(VII)

(VIII)

Atoomgetal/
Atomic number

29

0,9

Cu

63,5

Elektronenegatiwiteit
Electronegativity

Simbool
Symbol

Benaderde relatieve atoommassa
Approximate relative atomic mass

21

22

23

24

25

26

27

28

29

30

Sc

Ti

V

Cr

Mn

Fe

Co

Ni

Cu

Zn

45

48

51

52

55

56

59

59

63,5

65

1

2

3

4

5

6

7

8

9

10

11

12

13

14

15

16

17

18

(I)

(II)

(III)

(IV)

(V)

(VI)

(VII)

(VIII)

Atoomgetal/
Atomic number

29

0,9

Cu

63,5

Elektronenegatiwiteit
Electronegativity

Simbool
Symbol

Benaderde relatieve atoommassa
Approximate relative atomic mass

21

22

23

24

25

26

27

28

29

30

Sc

Ti

V

Cr

Mn

Fe

Co

Ni

Cu

Zn

45

48

51

52

55

56

59

59

63,5

65

1

2

3

4

5

6

7

8

9

10

11

12

13

14

15

16

17

18

(I)

(II)

(III)

(IV)

(V)

(VI)

(VII)

(VIII)

Atoomgetal/
Atomic number

29

0,9

Cu

63,5

Elektronenegatiwiteit
Electronegativity

Simbool
Symbol

Benaderde relatieve atoommassa
Approximate relative atomic mass

21

22

23

24

25

26

27

28

29

30

Sc

Ti

V

Cr

Mn

Fe

Co

Ni

Cu

Zn

45

48

51

52

55

56

59

59

63,5

65

1

2

3

4

5

6

7

8

9

10

11

12

13

14

15

16

17

18

(I)

(II)

(III)

(IV)

(V)

(VI)

(VII)

(VIII)

Atoomgetal/
Atomic number

29

0,9

Cu

63,5

Elektronenegatiwiteit
Electronegativity

Simbool
Symbol

Benaderde relatieve atoommassa
Approximate relative atomic mass

21

22

23

24

25

26

27

28

29

30

Sc

Ti

V

Cr

Mn

Fe

Co

Ni

Cu

Zn

45

48

51

52

55

56

59

59

63,5

65

1

2

3

4

5

6

7

8

9

10

11

12

13

14

15

16

17

18

(I)

(II)

(III)

(IV)

(V)

(VI)

(VII)

(VIII)

Atoomgetal/
Atomic number

29

0,9

Cu

63,5

Elektronenegatiwiteit
Electronegativity

Simbool
Symbol

Benaderde relatieve atoommassa
Approximate relative atomic mass

21

22

23

24

25

26

27

28

29

30

Sc

Ti

V

Cr

Mn

Fe

Co

Ni

Cu

Zn

45

48

51

52

55

56

59

59

63,5

65

1

2

3

4

5

6

7

8

9

10

11

12

13

14

15

16

17

18

(I)

(II)

(III)

(IV)

(V)

(VI)

(VII)

(VIII)

Atoomgetal/
Atomic number

29

0,9

Cu

63,5

Elektronenegatiwiteit
Electronegativity

Simbool
Symbol

Benaderde relatieve atoommassa
Approximate relative atomic mass

21

22

23

24

25

26

27

28

29

30

Sc

Ti

V

Cr

Mn

Fe

Co

Ni

Cu

Zn

45

48

51

52

55

56

59

59

63,5

65

1

2

3

4

5

6

7

8

9

10

11

12

13

14

15

16

17

18

(I)

(II)

(III)

(IV)

(V)

(VI)

(VII)

(VIII)

Atoomgetal/
Atomic number

29

0,9

Cu

63,5

Elektronenegatiwiteit
Electronegativity

Simbool
Symbol

Benaderde relatieve atoommassa
Approximate relative atomic mass

21

22

23

24

25

26

27

28

29

30

Sc

Ti

V

Cr

Mn

Fe

Co

Ni

Cu

Zn

45

48

51

52

55

56

59

59

63,5

65

1

2

3

4

5

6

7

8

9

10

11

12

13

14

15

16

17

18

(I)

(II)

(III)

(IV)

(V)

(VI)

(VII)

(VIII)

Atoomgetal/
Atomic number

29

0,9

Cu

63,5

Elektronenegatiwiteit
Electronegativity

Simbool
Symbol

Benaderde relatieve atoommassa
Approximate relative atomic mass

21

22

23

24

25

26

27

28

29

30

Sc

Ti

V

Cr

Mn

Fe

Co

Ni

Cu

Zn

45

48

51

52

55

56

59

59

63,5

65

1

2

3

4

5

6

7

8

9

10

11

12

13

14

15

16

17

18

(I)

(II)

(III)

(IV)

(V)

(VI)

(VII)

(VIII)

Atoomgetal/
Atomic number

29

0,9

Cu

63,5

Elektronenegatiwiteit
Electronegativity

Simbool
Symbol

Benaderde relatieve atoommassa
Approximate relative atomic mass

21

22

23

24

25

26

27

28

29

30

Sc

Ti

V

Cr

Mn

Fe

Co

Ni

Cu

Zn

45

48

51

52

55

56

59

59

63,5

65

1

2

3

4

5

6

7

8

9

10

11

12

13

14

15

16

17

18

(I)

(II)

(III)

(IV)

(V)

(VI)

(VII)

(VIII)

Atoomgetal/
Atomic number

29

0,9

Cu

63,5

Elektronenegatiwiteit
Electronegativity

Simbool
Symbol

Benaderde relatieve atoommassa
Approximate relative atomic mass

21

22

23

24

25

26

27

28

29

30

Sc

Ti

V

Cr

Mn

Fe

Co

Ni

Cu

Zn

45

48

51

52

55

56

59

59

63,5

65

1

2

3

4

5

6

7

8

9

10

11

12

13

14

15

16

17

18

(I)

(II)

(III)

(IV)

(V)

(VI)

(VII)

(VIII)

Atoomgetal/
Atomic number

29

0,9

Cu

63,5

Elektronenegatiwiteit
Electronegativity

Simbool
Symbol

Benaderde relatieve atoommassa
Approximate relative atomic mass

21

22

23

24

25

26

27

28

29

30

Sc

Ti

V

Cr

Mn

Fe

Co

Ni

Cu

Zn

45

48

51

52

55

56

59

59

63,5

65

1

2

3

4

5

6

7

8

9

10

11

12

13

14

15

16

17

18

(I)

(II)

(III)

(IV)

(V)

(VI)

(VII)

(VIII)

Atoomgetal/
Atomic number

29

0,9

Cu

63,5

Elektronenegatiwiteit
Electronegativity

Simbool
Symbol

Benaderde relatieve atoommassa
Approximate relative atomic mass

21

22

23

24

25

26

27

28

29

30

Sc

Ti

V

Cr

Mn

Fe

Co

Ni

Cu

Zn

45

48

51

52

55

56

59

59

63,5

65

1

2

3

4

5

6

7

8

9

10

11

12

13

14

15

16

17

18

(I)

(II)

(III)

(IV)

(V)

(VI)

(VII)

(VIII)

Atoomgetal/
Atomic number

29

0,9

Cu

63,5

Elektronenegatiwiteit
Electronegativity

Simbool
Symbol

Benaderde relatieve atoommassa
Approximate relative atomic mass

21

22

23

24

25

26

27

28

29

30

Sc

Ti

V

Cr

Mn

Fe

Co

Ni

Cu

Zn

45

48

51

52

55

56

59

59

63,5

65

1

2

3

4

5

6

7

8

9

10

11

12

13

14

15

16

17

18

(I)

(II)

(III)

(IV)

(V)

(VI)

(VII)

(VIII)

Atoomgetal/
Atomic number

29

0,9

Cu

63,5

Elektronenegatiwiteit
Electronegativity

Simbool
Symbol

Benaderde relatieve atoommassa
Approximate relative atomic mass

21

22

23

24

25

26

27

28

29

30

Sc

Ti

V

Cr

Mn

Fe

Co

Ni

Cu

Zn

45

48

51

52

55

56

59

59

63,5

65

1

2

3

4

5

6

7

8

9

10

11

12

13

14

15

16

17

18

(I)

(II)

(III)

(IV)

(V)

(VI)

(VII)

(VIII)

Atoomgetal/
Atomic number

29

0,9

Cu

63,5

Elektronenegatiwiteit
Electronegativity

Simbool
Symbol

Benaderde relatieve atoommassa
Approximate relative atomic mass

21

22

23

24

25

26

27

28

29

30

Sc

Ti

V

Cr

Mn

Fe

Co

Ni

Cu

Zn

45

48

51

52

55

56

59

59

63,5

65

1

2

3

4

5

6

7

8

9

10

11

12

13

14

15

16

17

18

(I)

(II)

(III)

(IV)

(V)

(VI)

(VII)

(VIII)

Atoomgetal/
Atomic number

29

0,9

Cu

63,5

Elektronenegatiwiteit
Electronegativity

Simbool
Symbol

Benaderde relatieve atoommassa
Approximate relative atomic mass

21

22

23

TABLE 4A: STANDARD REDUCTION POTENTIALS
TABEL 4A: STANDAARD REDUKSIEPOTENSIALE

Half-reactions/Halfreaksies	E^{θ} (V)
$F_2(g) + 2e^- \rightleftharpoons 2F^-$	+ 2,87
$Co^{3+} + e^- \rightleftharpoons Co^{2+}$	+ 1,81
$H_2O_2 + 2H^+ + 2e^- \rightleftharpoons 2H_2O$	+ 1,77
$MnO_4^- + 8H^+ + 5e^- \rightleftharpoons Mn^{2+} + 4H_2O$	+ 1,51
$Cl_2(g) + 2e^- \rightleftharpoons 2Cl^-$	+ 1,36
$Cr_2O_7^{2-} + 14H^+ + 6e^- \rightleftharpoons 2Cr^{3+} + 7H_2O$	+ 1,33
$O_2(g) + 4H^+ + 4e^- \rightleftharpoons 2H_2O$	+ 1,23
$MnO_2 + 4H^+ + 2e^- \rightleftharpoons Mn^{2+} + 2H_2O$	+ 1,23
$Pt^{2+} + 2e^- \rightleftharpoons Pt$	+ 1,20
$Br_2(l) + 2e^- \rightleftharpoons 2Br^-$	+ 1,07
$NO_3^- + 4H^+ + 3e^- \rightleftharpoons NO(g) + 2H_2O$	+ 0,96
$Hg^{2+} + 2e^- \rightleftharpoons Hg(l)$	+ 0,85
$Ag^+ + e^- \rightleftharpoons Ag$	+ 0,80
$NO_3^- + 2H^+ + e^- \rightleftharpoons NO_2(g) + H_2O$	+ 0,80
$Fe^{3+} + e^- \rightleftharpoons Fe^{2+}$	+ 0,77
$O_2(g) + 2H^+ + 2e^- \rightleftharpoons H_2O_2$	+ 0,68
$I_2 + 2e^- \rightleftharpoons 2I^-$	+ 0,54
$Cu^+ + e^- \rightleftharpoons Cu$	+ 0,52
$SO_2 + 4H^+ + 4e^- \rightleftharpoons S + 2H_2O$	+ 0,45
$2H_2O + O_2 + 4e^- \rightleftharpoons 4OH^-$	+ 0,40
$Cu^{2+} + 2e^- \rightleftharpoons Cu$	+ 0,34
$SO_4^{2-} + 4H^+ + 2e^- \rightleftharpoons SO_2(g) + 2H_2O$	+ 0,17
$Cu^{2+} + e^- \rightleftharpoons Cu^+$	+ 0,16
$Sn^{4+} + 2e^- \rightleftharpoons Sn^{2+}$	+ 0,15
$S + 2H^+ + 2e^- \rightleftharpoons H_2S(g)$	+ 0,14
$2H^+ + 2e^- \rightleftharpoons H_2(g)$	0,00
$Fe^{3+} + 3e^- \rightleftharpoons Fe$	- 0,06
$Pb^{2+} + 2e^- \rightleftharpoons Pb$	- 0,13
$Sn^{2+} + 2e^- \rightleftharpoons Sn$	- 0,14
$Ni^{2+} + 2e^- \rightleftharpoons Ni$	- 0,27
$Co^{2+} + 2e^- \rightleftharpoons Co$	- 0,28
$Cd^{2+} + 2e^- \rightleftharpoons Cd$	- 0,40
$Cr^{3+} + e^- \rightleftharpoons Cr^{2+}$	- 0,41
$Fe^{2+} + 2e^- \rightleftharpoons Fe$	- 0,44
$Cr^{3+} + 3e^- \rightleftharpoons Cr$	- 0,74
$Zn^{2+} + 2e^- \rightleftharpoons Zn$	- 0,76
$2H_2O + 2e^- \rightleftharpoons H_2(g) + 2OH^-$	- 0,83
$Cr^{2+} + 2e^- \rightleftharpoons Cr$	- 0,91
$Mn^{2+} + 2e^- \rightleftharpoons Mn$	- 1,18
$Al^{3+} + 3e^- \rightleftharpoons Al$	- 1,66
$Mg^{2+} + 2e^- \rightleftharpoons Mg$	- 2,36
$Na^+ + e^- \rightleftharpoons Na$	- 2,71
$Ca^{2+} + 2e^- \rightleftharpoons Ca$	- 2,87
$Sr^{2+} + 2e^- \rightleftharpoons Sr$	- 2,89
$Ba^{2+} + 2e^- \rightleftharpoons Ba$	- 2,90
$Cs^+ + e^- \rightleftharpoons Cs$	- 2,92
$K^+ + e^- \rightleftharpoons K$	- 2,93
$Li^+ + e^- \rightleftharpoons Li$	- 3,05

Increasing oxidising ability/Toenemende oksiderende vermoë

Increasing reducing ability/Toenemende reducerende vermoë

1,36

TABLE 4B: STANDARD REDUCTION POTENTIALS
TABEL 4B: STANDAARD REDUKSIEPOTENSIALE

Half-reactions/Halfreaksies	E^{θ} (V)
$\text{Li}^+ + \text{e}^- \rightleftharpoons \text{Li}$	-3,05
$\text{K}^+ + \text{e}^- \rightleftharpoons \text{K}$	-2,93
$\text{Cs}^+ + \text{e}^- \rightleftharpoons \text{Cs}$	-2,92
$\text{Ba}^{2+} + 2\text{e}^- \rightleftharpoons \text{Ba}$	-2,90
$\text{Sr}^{2+} + 2\text{e}^- \rightleftharpoons \text{Sr}$	-2,89
$\text{Ca}^{2+} + 2\text{e}^- \rightleftharpoons \text{Ca}$	-2,87
$\text{Na}^+ + \text{e}^- \rightleftharpoons \text{Na}$	-2,71
$\text{Mg}^{2+} + 2\text{e}^- \rightleftharpoons \text{Mg}$	-2,36
$\text{Al}^{3+} + 3\text{e}^- \rightleftharpoons \text{Al}$	-1,66
$\text{Mn}^{2+} + 2\text{e}^- \rightleftharpoons \text{Mn}$	-1,18
$\text{Cr}^{2+} + 2\text{e}^- \rightleftharpoons \text{Cr}$	-0,91
$2\text{H}_2\text{O} + 2\text{e}^- \rightleftharpoons \text{H}_2(\text{g}) + 2\text{OH}^-$	-0,83
$\text{Zn}^{2+} + 2\text{e}^- \rightleftharpoons \text{Zn}$	-0,76
$\text{Cr}^{3+} + 3\text{e}^- \rightleftharpoons \text{Cr}$	-0,74
$\text{Fe}^{2+} + 2\text{e}^- \rightleftharpoons \text{Fe}$	-0,44
$\text{Cr}^{3+} + \text{e}^- \rightleftharpoons \text{Cr}^{2+}$	-0,41
$\text{Cd}^{2+} + 2\text{e}^- \rightleftharpoons \text{Cd}$	-0,40
$\text{Co}^{2+} + 2\text{e}^- \rightleftharpoons \text{Co}$	-0,28
$\text{Ni}^{2+} + 2\text{e}^- \rightleftharpoons \text{Ni}$	-0,27
$\text{Sn}^{2+} + 2\text{e}^- \rightleftharpoons \text{Sn}$	-0,14
$\text{Pb}^{2+} + 2\text{e}^- \rightleftharpoons \text{Pb}$	-0,13
$\text{Fe}^{3+} + 3\text{e}^- \rightleftharpoons \text{Fe}$	-0,06
$2\text{H}^+ + 2\text{e}^- \rightleftharpoons \text{H}_2(\text{g})$	0,00
$\text{S} + 2\text{H}^+ + 2\text{e}^- \rightleftharpoons \text{H}_2\text{S}(\text{g})$	+0,14
$\text{Sn}^{4+} + 2\text{e}^- \rightleftharpoons \text{Sn}^{2+}$	+0,15
$\text{Cu}^{2+} + \text{e}^- \rightleftharpoons \text{Cu}^+$	+0,16
$\text{SO}_4^{2-} + 4\text{H}^+ + 2\text{e}^- \rightleftharpoons \text{SO}_2(\text{g}) + 2\text{H}_2\text{O}$	+0,17
$\text{Cu}^{2+} + 2\text{e}^- \rightleftharpoons \text{Cu}$	+0,34
$2\text{H}_2\text{O} + \text{O}_2 + 4\text{e}^- \rightleftharpoons 4\text{OH}^-$	+0,40
$\text{SO}_2 + 4\text{H}^+ + 4\text{e}^- \rightleftharpoons \text{S} + 2\text{H}_2\text{O}$	+0,45
$\text{Cu}^+ + \text{e}^- \rightleftharpoons \text{Cu}$	+0,52
$\text{I}_2 + 2\text{e}^- \rightleftharpoons 2\text{I}^-$	+0,54
$\text{O}_2(\text{g}) + 2\text{H}^+ + 2\text{e}^- \rightleftharpoons \text{H}_2\text{O}_2$	+0,68
$\text{Fe}^{3+} + \text{e}^- \rightleftharpoons \text{Fe}^{2+}$	+0,77
$\text{NO}_3^- + 2\text{H}^+ + \text{e}^- \rightleftharpoons \text{NO}_2(\text{g}) + \text{H}_2\text{O}$	+0,80
$\text{Ag}^+ + \text{e}^- \rightleftharpoons \text{Ag}$	+0,80
$\text{Hg}^{2+} + 2\text{e}^- \rightleftharpoons \text{Hg}(\text{l})$	+0,85
$\text{NO}_3^- + 4\text{H}^+ + 3\text{e}^- \rightleftharpoons \text{NO}(\text{g}) + 2\text{H}_2\text{O}$	+0,96
$\text{Br}_2(\text{l}) + 2\text{e}^- \rightleftharpoons 2\text{Br}^-$	+1,07
$\text{Pt}^{2+} + 2\text{e}^- \rightleftharpoons \text{Pt}$	+1,20
$\text{MnO}_2 + 4\text{H}^+ + 2\text{e}^- \rightleftharpoons \text{Mn}^{2+} + 2\text{H}_2\text{O}$	+1,23
$\text{O}_2(\text{g}) + 4\text{H}^+ + 4\text{e}^- \rightleftharpoons 2\text{H}_2\text{O}$	+1,23
$\text{Cr}_2\text{O}_7^{2-} + 14\text{H}^+ + 6\text{e}^- \rightleftharpoons 2\text{Cr}^{3+} + 7\text{H}_2\text{O}$	+1,33
$\text{Cl}_2(\text{g}) + 2\text{e}^- \rightleftharpoons 2\text{Cl}^-$	+1,36
$\text{MnO}_4^- + 8\text{H}^+ + 5\text{e}^- \rightleftharpoons \text{Mn}^{2+} + 4\text{H}_2\text{O}$	+1,51
$\text{H}_2\text{O}_2 + 2\text{H}^+ + 2\text{e}^- \rightleftharpoons 2\text{H}_2\text{O}$	+1,77
$\text{Co}^{3+} + \text{e}^- \rightleftharpoons \text{Co}^{2+}$	+1,81
$\text{F}_2(\text{g}) + 2\text{e}^- \rightleftharpoons 2\text{F}^-$	+2,87

Increasing oxidising ability/Toenemende oksiderende vermoë

Increasing reducing ability/Toenemende reducerende vermoë