



KWAZULU-NATAL PROVINCE
EDUCATION
REPUBLIC OF SOUTH AFRICA

KING CETSHWAYO DISTRICT

ECONOMIC AND MANAGEMENT SCIENCES (EMS)
MID-YEAR CONTROLLED TEST 2025- P2
GRADE 9

LEARNER'S NAME : _____
SURNAME : _____
DATE : 18 JUNE 2025

Duration: **60 Minutes**

Marks: **50**

SECTION	Question	Topics covered/ Types of question	Mark Allocation	LEARNER MARK
SECTION A The Economy & Entrepreneurship	1	True or False	5	
	2	Multiple choice	5	
SECTION B The Economy	3	Circular flow	9	
	4	Price Theory	6	
	5	Economic systems	5	
SECTION C Entrepreneurship	6	Sectors of the economy- Types of Businesses	6	
	7	Sectors of the economy- Interrelationships	7	
	8	Sectors of the economy- Roles of each sector	7	
TOTAL MARKS			50	

Instructions to candidate:

1. This question paper consists of 3 sections:
2. Read each question carefully.
3. Write neatly and legibly.
4. Answer all questions using the spaces provided

SECTION A

QUESTION 1 -TRUE or FALSE

(5)

State whether the following statements are **TRUE** or **FALSE**. Write the correct answer in the space provided.

STATEMENT	ANSWER
1.1. Street lights supplied by Municipality are an example of a public good or service provided by the government to households /businesses.	
1.2. In a free market economy, competition among businesses helps to control prices and improve product quality without the need for government.	
1.3. Law of supply states that if the price of a product increase quantity supplied decrease.	
1.4. The role of the primary sector is to produce goods and services in the economy.	
1.5. A mixed economy allows private businesses to operate freely without any laws or regulations from the government	

Stanmorephysics.com

05

QUESTION 2 - MULTIPLE CHOICE

(05)

For each statement, there are FOUR possible answers. Choose the letter representing the correct answer e.g. 1.6.A. Write in the space provided.

STATEMENTS	ANSWERS
<p>2.1. The law of demand states that when the prices of goods and services _____, the quantity demanded for those goods and services will _____, when other factors remain the same.</p> <p>A. Increase; increase. B. Increase ; decrease C. Decrease ; decrease D. All of the above</p>	
<p>2.2. One of the following is an advantage of participating in the global economy</p> <p>A. Greater access to a variety of goods and services. B. Higher trade barriers between countries. C. Reduced communication between nations. D. Decreased competition and innovation</p>	
<p>2.3. An increase in the price of apples will lead to _____</p> <p>A. Decrease in the supply for apples B. Increase in the supply for apples C. Decrease in quantity supplied for apples D. Increase in quantity supplied for apples</p>	
<p>2.4. A major disadvantage of a planned economy.</p> <p>A. Lack of incentives for individuals and businesses to improve efficiency. B. Increased competition leading to innovation. C. Efficient allocation of resources based on consumer demand. D. Rapid response to changes in consumer preferences</p>	
<p>2.5. The role of government in the economy is.....</p> <p>A. Providing factors of production. B. Producing goods and services C. Collecting income tax. D. All of the above</p>	

05

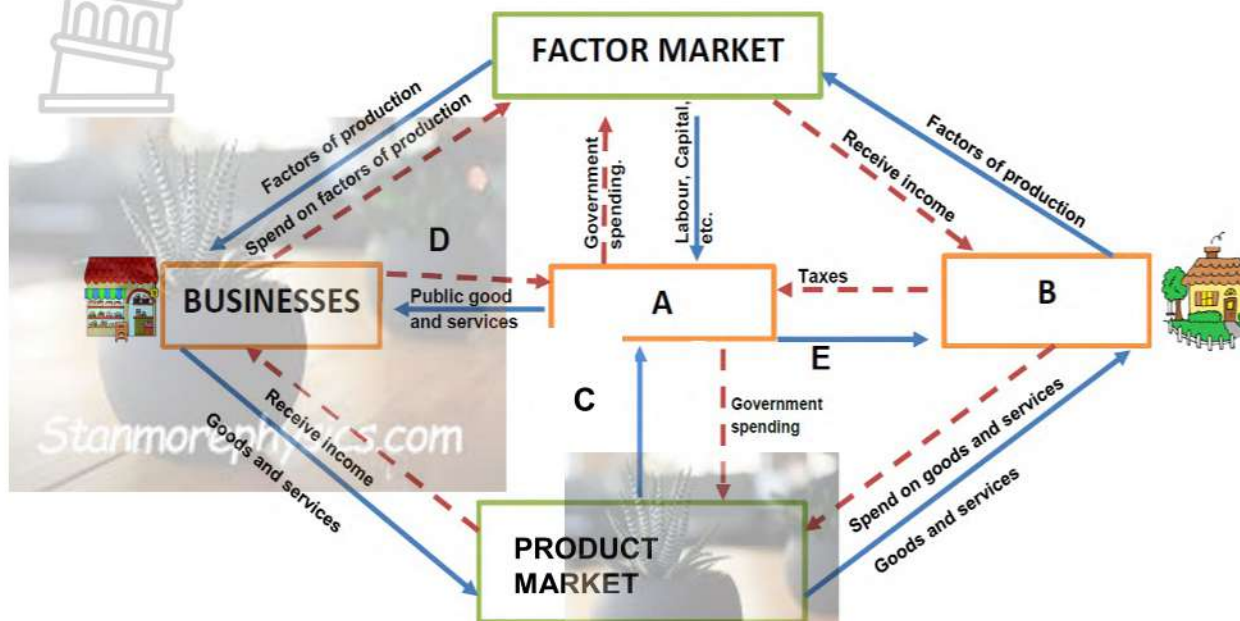
SECTION B

THE ECONOMY

(20)

QUESTION 3

Circular Flow – Study the diagram below and answer the questions that follow (9)



3.1. List TWO types of markets from the diagram.	
3.1.1.	(2)
3.1.2.	

3.2. Identify the missing information (A-E) from the diagram.	
A	(5)
B	
C	
D	
E	

3.3. State whether the graph, above, refers to a closed or open economy. Motivate your answer	
(2)	

QUESTION 4

PRICE THEORY

(6)

4.1. Define the concept Market Equilibrium.

(2)

4.2. Use a demand schedule provided below to draw a demand curve. Also label the axis.

DEMAND SCHEDULE FOR ORANGES

PRICE IN RAND(s)R	QUANTITY DEMANDED
2	100
4	80
6	60
8	40
10	20

Demand Curve:

(3)



4.3. Explain the relationship that exists between the price and the quantity demanded according to the law of demand

(1)


QUESTION 5 ECONOMIC SYSTEM

(5)

Study the pictures provided below and answer questions that follow:



A



B



C



5.1. Identify the economic system labelled A above (1)

5.2. Provide ONE disadvantage of market economy. (1)

5.3. Name the economic system represented by picture B. (1)

5.4. Explain how prices are decided in a market economy. (2)

20

SECTION C

ENTREPRENEURSHIP

(20)

QUESTION 6 Sectors of the economy –Types of Businesses (6)

5. Study the picture provided and answer questions that follow:



(A)



(B)



(C)

6.1. Identify the economic sector represented by picture B above (1)

--	--

6.2. Classify the following businesses into relevant sectors. (3)

EXAMPLES OF BUSINESSES	BUSINESS SECTORS
6.2.1 ABC Bank	
6.2.2 Zikhulise Livestock	
6.2.3 Roslin Clothing Manufacturers	

6.3. Explain why it is important for the primary sector to ensure the sustainable use of resources. (2)

--	--

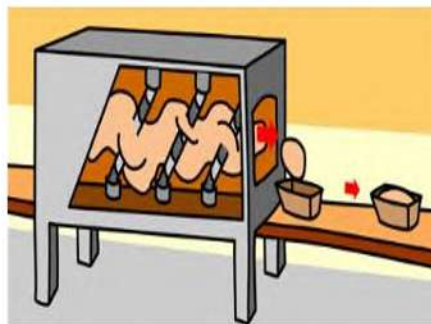
QUESTION 7 Sectors of the economy -Interrelationships (7)

The 3 pictures indicate 3 steps of the 3 sectors in the economy.

Look at the following pictures and answer the questions that follow.



**Picture A:
Tractor ploughing
land for wheat**



**Picture B:
Bread making factory**



**Picture C:
Bread in the shop**

7.1. Identify and define the sector represented by picture B (3)
Sector:
Definition:

7.2. Briefly discuss the interrelationship between the sectors represented by picture A and picture B (2)

7.3. Explain ONE relationship between primary and tertiary sector (2)

QUESTION 8 Sectors of the economy-Role of each sector (7)

Read the case study below and answer the questions that follow

JJ TAXIS

John and Jim started a taxi service business, with the route from Soweto to the Johannesburg city centre. They borrowed money from a bank to buy four new taxis and named their business JJ Taxis. Many government departments makes use of their services and their business is growing. They have opened branches all over the country. They are providing employment for a lot of people, countrywide.

Their turnover for the past years was lower than the previous five years. The Governor of the Reserve Bank announced an increase of 1% in the prime interest Rate.

8.1. Name the business sector in which JJ Taxis operates (1)

--

8.2. Outline one role of this sector in the economy from the case study (2)

--

8.3. Explain the role played by secondary sector in the economy (2)

--

8.4. List ONE role played by primary sector in the economy (2)

--

20

GRAND TOTAL: 50 MARKS



KING CETSHWAYO DISTRICT

ECONOMIC AND MANAGEMENT SCIENCES (EMS)
MID-YEAR CONTROLLED TEST 2025- P2
GRADE 9
MARKING GUIDELINES

Stanmorephysics.com

SECTION A

QUESTION 1

TRUE or FALSE (5)

- 1.1. TRUE ✓
- 1.2. TRUE ✓
- 1.3. FALSE ✓
- 1.4. FALSE ✓
- 1.5. FALSE ✓



QUESTION 2

MULTIPLE CHOICE (5)

- 2.1. B ✓
- 2.2. A ✓
- 2.3. D ✓
- 2.4. A ✓
- 2.5. C ✓

SECTION A TOTAL: 10

SECTION B

THE ECONOMY

[20]

**QUESTION 3
CIRCULAR FLOW**

(9)

3.1. Identify TWO types of markets from the diagram above. Write your answers in the space provided (2)

3.1.1.	Factor Market ✓
3.1.2.	Product market ✓

3.2. Identify the missing information (A-E) from the diagram above. (5)

A	Government ✓
B	Households ✓
C	Goods and services ✓
D	Business tax / Taxes ✓
E	Public goods and services/ Examples e.g. Social grants, roads, Public clinics etc. ✓

3.3. State whether the graph, above, refers to a closed or open economy. Motivate your answer (2)

Closed economy. ✓ There is no foreign sector on the above graph. ✓

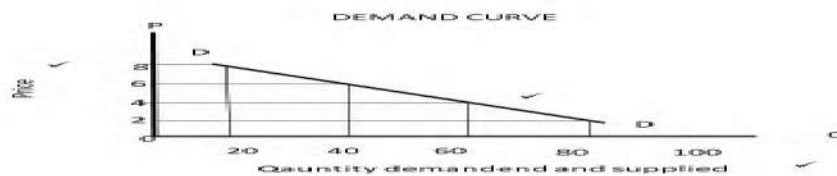
QUESTION 4

PRICE THEORY

(6)

4.1. Define the concept Market Equilibrium. (2)
 Equilibrium is a point where demand and supply curve intersect/ a point where quantity demanded is equal to quantity supplied √√

4.2. Use a demand schedule provided below to draw a demand curve Also label the axis. (3)



4.3. Explain the relationship that exist between the price and the quantity demanded according to the law of demand (1)

Inverse relationship √

QUESTION 5

ECONOMIC SYSTEMS

(5)

5.1. Identify the economic system labelled A above (1)

Planned Economy √

5.2. Provide ONE disadvantage of market economy. (1)

- Economic inequality, there is a big difference between the poor and the rich. √√
- Exploitation of labour to minimise costs in order to make profit
- Public goods are not provided
- Self interest: Aim is to make profit, no concern about collective good of a society

Any relevant answer

5.3. Name the economic system represented by picture B. (1)

Mixed economy √

5.4. Explain how prices are decided in a market economy. (2)

- Determined by the market principle of demand and supply √√

SECTION B TOTAL:20

SECTION C

ENTREPRENEURSHIP

[20]

QUESTION 6

SECTORS OF THE ECONOMY

(6)

6.1. Identify the economic sector represented by picture B above (1)
Tertiary sector✓

6.2. Classify the following businesses in relevant sectors. (3)

EXAMPLES OF BUSINESSES	BUSINESS SECTORS
6.2.1 ABC Bank	Tertiary✓
6.2.2 Zikhulise Livestock	Primary✓
6.2.3 Roslin Clothing Manufacturers	Secondary sector✓

6.3. Explain why it is important for the primary sector to ensure the sustainable use of resources. (2)

The primary sector's resources need to be sustained or made available for use by future generations e.g. plants and animals must be well looked after to prevent extinction, natural resources are a dwindling asset /scarce ✓✓
(Any relevant answer)

QUESTION 7

(7)

7.1. Identify and define the sector represented by picture B (3)
Secondary sector ✓
It is responsible for changing raw materials into finished goods ✓✓

7.2. Briefly discuss ONE interrelationship between the sectors represented by picture A and picture B (2)

- The primary sector provides the secondary sector with raw material that will be used in production. / Provides materials to produce bread✓✓
 - The primary sector needs capital goods from the secondary sector to be used when removing resources from nature.
 - Primary sector depends on secondary sector for manufacturing goods such as machinery, equipment and fertilizers
- (Any relevant answer)

7.3. Explain ONE relationship between primary and tertiary sector (2)

- The primary sector provides the tertiary sector with products like milk, eggs, fire wood which will be sold straight to consumers, without being processed. ✓✓
 - The primary sector needs the services of the tertiary sector for banking, insurance, storage, transport, advertising, wholesalers, retailers, electricians, etc.
 - Resources from the primary sector promote tourism which is in the tertiary sector.
- (Any relevant answer)

QUESTION 8

(7)

8.1. Name the business sector in which JJ Taxis operates (1)
Tertiary sector ✓

8.2. Outline one role of this sector in the economy from the case study (2)

- Providing transport services for passengers from Soweto Johannesburg city centre ✓✓
- Assists in commuting across the country since their services are now available countrywide (one answer only)

8.3. Explain ONE role played by secondary sector in the economy (2)

- It is responsible for **manufacturing goods and services** from resources and **provides the tertiary sector** with final products to be sold to consumers. ✓✓
- It produces both semi-finished goods and finished goods, e.g. it uses iron ore to produce steel and uses steel when constructing buildings roofs.
- It **provides employment** to the large portion of the country's labour force and **uses all types of labour**.
- Any relevant answer

8.4. Outline ONE role played by primary sector in the economy (2)

- The primary sector **begins the production process** by removing or extracting resources from nature. ✓✓
- It supplies resources to the secondary sector for processing and some to the tertiary sector to be sold to consumers.
- It **exports** its products to overseas businesses.
- It pays wages and salaries to its workers to provide incomes for the households.
- Provides employment
- Contributes to GDP
(Any relevant answer)

SECTION C TOTAL: 20

GRAND TOTAL: 50 MARKS